



CAP OVERVIEW



LEVEL CAPS



LEVEL 1 - ULTRA SKINNY CAP
AVERAGE PAINT WIDTH 0,4 – 1,5 CM. FINEST SKINNY CAP



LEVEL 2 - FINE SKINNY CAP
AVERAGE PAINT WIDTH 0,6 – 2,5 CM
GREAT FOR FINE WORK AND FINE FADING



LEVEL 3 - SKINNY CAP
AVERAGE PAINT WIDTH 1 – 4 CM
GOOD SOLID SKINNY FOR ALL LINES



LEVEL 4 - SOFT FAT CAP
AVERAGE PAINT WIDTH 3 – 10 CM.
GOOD FADING CAP FOR ALL PRODUCTS



LEVEL 5 - WIDE FAT CAP
AVERAGE PAINT WIDTH 4 – 15 CM.
EXCELLENT FOR FILL-INS, FADINGS, BIG OUTLINES




LEVEL 6 - ULTRA FAT CAP
AVERAGE PAINT WIDTH 5 – 25 CM
WIDEST FAT CAP!

SKINNY CAPS



MACLAIM CAP
AVERAGE PAINT WIDTH 1 – 1,2 CM
GREAT FOR FINE FADINGS AND CUT-OFFS



MONTANA OUTLINE CAP
AVERAGE PAINT WIDTH 1 – 4 CM. THE SPRAY WIDTH CHANGES WITH THE USED DISTANCE TO THE OBJECT



O CAP (STANDARD)
AVERAGE PAINT WIDTH OF CA. 1,2 CM. DUE TO ITS HARD AND SCRUFFY OUTCOME THE LINES GETTING A NICE "OLD SCHOOL"-LOOK



SKINNY CAP BLACK 1 BLACK
AVERAGE PAINT WIDTH 1 – 1,5 CM
EXCELLENT FOR METALLICS



SKINNY CAP BEIGE
AVERAGE PAINT WIDTH 0,9 – 1,2 CM. GOOD FOR FINE WORKS, BUT STRONGER IN THE USAGE. MINIMALLY GRUBBY



AEROSOL ART
AVERAGE SPRAY WIDTH OF CA. 1CM (0.5").
THE AEROSOL ART CAP IS A SKINNY CAP


SOFT & FAT CAPS



SOFT CAP GREY/BLUE
AVERAGE PAINT WIDTH 4,5 CM.
EXCELLENT FOR FADING WITH BOMBING CANS, ALMOST A FAT CAP.



FAT CAP PINK
AVERAGE PAINT WIDTH 12 CM. EXCELLENT FOR FILL-INS, FADINGS, BIG OUTLINES. ON CHROME PAINTS SIMILAR TO LEVEL 5 CAP



FAT CAP GOLD/BLACK
AVERAGE SPRAY WIDTH FROM 20 CM



FAT CAP ORANGE
AVERAGE PAINT WIDTH 8 CM.
NICE, CLEAN FATCAP. NOT THE WIDEST THOUGH




FAT CAP SILVER
AVERAGE PAINT WIDTH 8 – 11 CM
GOOD FADING CAP FOR ALL PRODUCTS



NYC FAT CAP
AVERAGE PAINT WIDTH 4 – 6 CM
GREAT, SLIGHTLY WIDE OUTLINE CAP

EFFECT CAPS



CALLIGRAPHY CAP
AVERAGE PAINT WIDTH 1,5 – 8 CM. EFFECT CAP WITH CALLIGRAPHY DESIGN FOR CHROME. GREAT FOR FILLING IN, BUT NOT CLEAN




ULTRA LINER CAP (FOR 750ML ULTRA-WIDE)
AVERAGE PAINT WIDTH 5 – 10CM. POTENTIAL SPRAY HEIGHT OF 3-4M ONLY COMPATIBLE WITH THE 750ML ULTRA WIDE.




FLAT JET CAP WIDE
AVERAGE PAINT WIDTH 10,2 – 14 CM. VERTICLE OR HORIZONTAL OUTPUT SIMILAR TO THE CALLIGRAPHY CAP



FLAT JET CAP MEDIUM
AVERAGE PAINT WIDTH 6,1 – 8,1 CM. VERTICLE OR HORIZONTAL OUTPUT SIMILAR TO THE CALLIGRAPHY CAP



NEEDLE CAP
AVERAGE PAINT WIDTH 0,4 – 1,2 CM. EFFECT CAP FOR TEST RUNS. SIMILAR TO STANDARD CAP. GOOD FOR HIGHLIGHTS.



MONTANA NEEDLE FINE LINER
LITTLE SIBLING OF THE ORIGINAL NEEDLE CAP. AVERAGE PAINT WIDTH IS 2MM-10MM (0,08" TO 0,39") MAKING IT A FINER VERSION!



GOLD
NC-ACRYLIC
PROFESSIONAL SPRAY PAINT
MONTANA CANS
312g NET/11 OZ

GOLD
NC-ACRYLIC
PROFESSIONAL SPRAY PAINT
MONTANA CANS
312g NET/11 OZ

GOLD
NC-ACRYLIC
PROFESSIONAL SPRAY PAINT
MONTANA CANS
312g NET/11 OZ

GOLD
NC-ACRYLIC
PROFESSIONAL SPRAY PAINT
MONTANA CANS
312g NET/11 OZ

GOLD
NC-ACRYLIC
PROFESSIONAL SPRAY PAINT
MONTANA CANS
312g NET/11 OZ

GOLD
NC-ACRYLIC
PROFESSIONAL SPRAY PAINT
MONTANA CANS
312g NET/11 OZ

BLACK
NC-FORMULA
GRAFFITI SPRAY PAINT
MONTANA CANS
312g NET/11 OZ

GOLD
NC-ACRYLIC
PROFESSIONAL SPRAY PAINT
MONTANA CANS
312g NET/11 OZ

312g NET/11 OZ

400.ML

400.ML

400.ML

400.ML

400.ML

400.ML